



Living, Nonliving and Never Lived



Aim

- To sort and classify objects into categories.





Success Criteria

We are successful when we can:

- Describe and discuss the categories.
- Sort given objects into categories and give reasons for our choice.
- Come up with our own examples to add to the categories.

Living Things

What do all these things need to stay alive?



Living Things

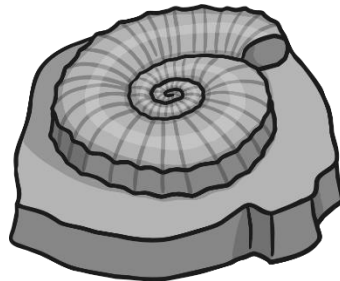

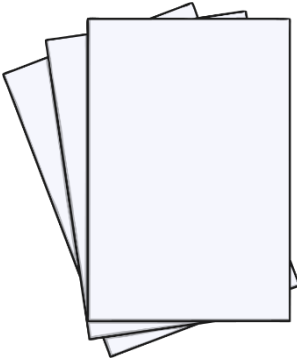
What do all living things need or do?

- Does it move?
- Does it breathe?
- Does it eat and drink?
- Does it grow?
- Does it reproduce (make more of itself)?

If the answer to all of them is yes – then it is probably living!

Nonliving Things

What do these things have in common? Why are they no longer alive?



Non - living Things

For example – is a pencil a living thing?

- Does it move? **Not by itself.**
- Does it breathe? **No**
- Does it eat and drink? **No**
- Does it grow? **No.**
- Does it reproduce (make more of itself)? **No**

So it is non-living.

Some things were once living or are made from something that was living.

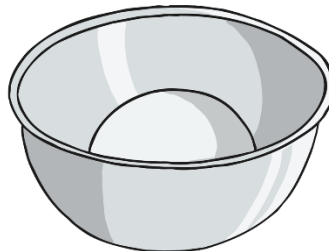

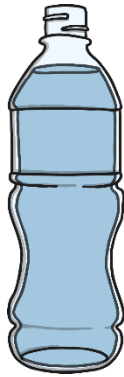
A pencil is made from wood. Where does wood come from? Trees.

Are trees living? Yes.

So you could say that wood was non-living but had come from something living.

Never Lived Things

What do all these things have in common?



Task

Now complete the worksheet sorting the pictures into the correct categories.

Add one more of your own ideas to each section.



Plenary

Living, no longer living or never lived?

living

nonliving

never lived

Can you name another object for each category and discuss why it fits into the category you have chosen?

Which are living, which are non-living and which never lived?

living

nonliving

never lived

