

Home Learning Task Year 1


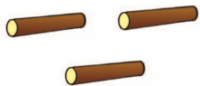
Our new topic this term is The Enchanted Woodland.

Have you ever been for a walk in the woods?


Watch 'Let's go for a Walk'

<https://www.bbc.co.uk/iplayer/episode/m000g1w6/lets-go-for-a-walk-series-1-15-puddle-splashing-and-snakes-walk>

w/b 20/4/20	Maths	English	Topic	
Monday	<p>This week we are thinking about Place Value or tens and ones.</p> <p>Watch this to help you –</p> <p>https://www.bbc.co.uk/bitesize/topics/z8sfr82/articles/zw4g2nb</p> <p>Look at the tens and ones activity.</p> <p>Look at the piles of bricks. There are 10 bricks in each pile.</p> <p>What is the best way to count all the bricks?</p> <p>Remember to count in tens and then ones.</p>	<p>News writing – write your weekend news.</p> <p>Remember full stops and capital letters.</p>	<p>If you can, sit in your garden or look out of the window.</p> <p>We are going to look for birds!</p> <p>Sit quietly for 10 minutes and count how many birds you see. You will have to be really quiet!</p> <p>Use the bird spotter sheet to identify any birds you see.</p>	<p>Enjoy your reading book. 10+ minutes daily</p> <p>Please keep a reading record.</p>

<p>Tuesday</p>	<p>Look at today's activity. Count the piles of sticks. They are in bundles of 10. Record your answer. What do you notice?</p> <p>10 20</p>  <p>1 2 3</p>  <p>$20 + 3 = 23$</p>	<p>You might all remember Steve the Squirrel who lives in our playground. We have seen him a few times. He has written you a letter. I think he is feeling quite lonely and would like you to help him.</p> <p>Can you find some information about other woodland animals?</p> <p>This might help you – https://www.woodlandtrust.org.uk/trees-woods-and-wildlife/animals/</p> <p>Perhaps you could choose a woodland animal and find some information about it.</p>	<p>PE activities</p>	<p>Weekly Spellings https://www.phonicsplay.co.uk is an excellent place for children to play phonic games. It is free for everyone at the moment. Phase 3, 4 and 5.</p> <p>Look at the Phase 3 sounds</p> <p>j, v, w, x, y, z, zz, qu, ch, sh, th, ng</p> <p>Vowel digraphs: ai, ee, igh, oa, oo, ar, or, ur, ow, oi, ear, air, ure, er</p> <p>Choose one sound and write some words with that sound.</p>
<p>Wednesday</p>	<p>You have been working hard all week thinking about tens and ones.</p> <p>Today's sheet now shows you in cubes – towers of 10.</p>	<p>Think about the woodland animal that you investigated yesterday.</p> <p>Can you write some information down about your animal?</p> <p>Where does it live? What does it look like? What does it eat?</p>	<p>Look at the PowerPoint about Deciduous and Evergreen trees.</p> <p>Deciduous trees lose their leaves every year. Evergreen trees keep their green leaves all year round.</p> <p>If you can, go on a walk and see if you can spot different types of</p>	<p>chair flair hair</p>

Home Learning Task Year 1

		<p>You might want to draw a picture and write a caption (a small piece of information) to go with it.</p> <p>For example –</p> <p>This is an owl. Owls live in the woods. They are nocturnal which means they are awake at night. They eat little animals like mice and voles.</p> 	<p>trees. Use the leaf spotter sheet to help you.</p> <p>Did you see some deciduous trees? How do you know?</p>	
<p>Thursday</p>	<p>Match the number and the representation.</p> <p>If you can't cut it out – just match it up.</p>	<p>Is there anything you would like to know about Steve the Squirrel? Do you have any questions for him?</p> <p>Think of three questions that you would like to ask Steve.</p> <p>Don't forget question marks!</p>	<p>RE Activities</p>	
<p>Friday</p>	<p>Today you have a quiz to complete.</p> <p>Look at the Place Value Quiz on Powerpoint.</p> <p>Set it to Slideshow and click through it. Call out the</p>	<p>Today you are going to write back to Steve.</p> <p>Remember to include all the information you found out about your woodland animal. You might want to tell him about the birds you saw too.</p>	<p>Think about everything you have learnt about this week. All the birds you saw or the trees you can name. Or maybe the woodland animal you found out about.</p>	

Home Learning Task Year 1

	answers and see if you're correct!	Don't forget to ask him your questions. His address is on the letter so if you are able, you can post or email your letter back to him. I'm sure he would love to read all your letters!	Choose something to draw, paint, collage, make out of junk, make in the garden or any way you choose. It could be a bird you saw or an animal you investigated. Remember to take a photograph if you can!	
--	------------------------------------	--	--	--